

Paragon v5.66 Customer Configuration Form

Configuration Form

The following are new configurable options included in the Paragon 5.66 Release. Please review each item carefully for the impact to your MLS business rules. Please fill out all form items, even if you do not desire to have the feature activated (Do Not Change) and return the form to your System Support Manager.

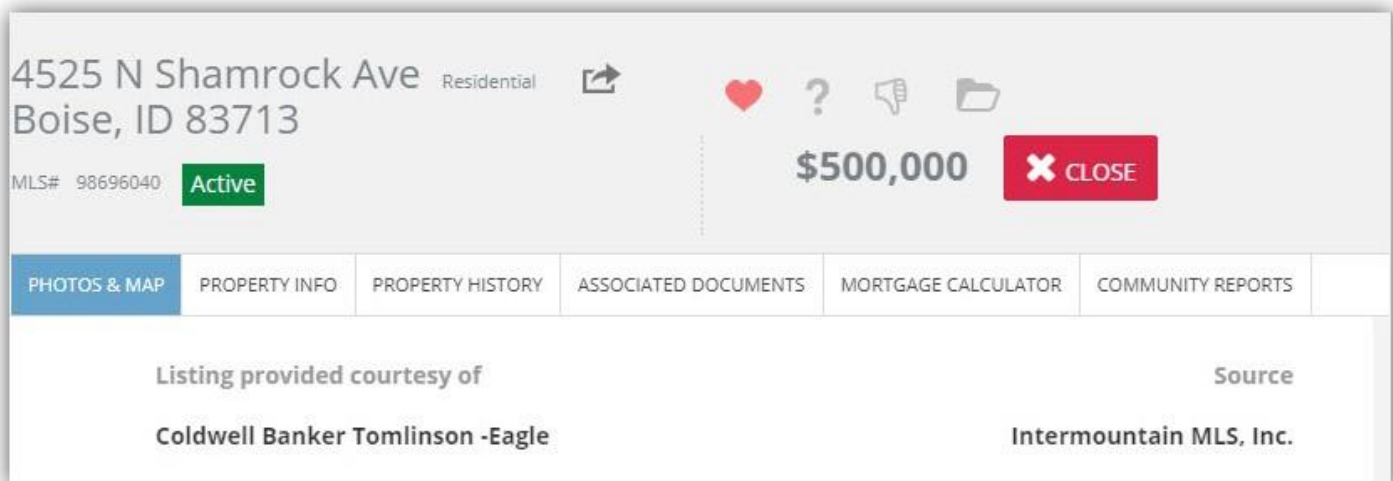
MLS Administrator: _____

MLS/Association/Board Name: _____

Collabor Center: Display Broker Information in the Footer

This configuration shows the broker information in the footer of the detail view and any public detail view from Collaboration Center.

Configuration Name: **COLLABCENTER_DISPLAY_COURTESY_OF_FOOTER**



Activate:

Collab Center: Display 'Courtesy of' in the Footer

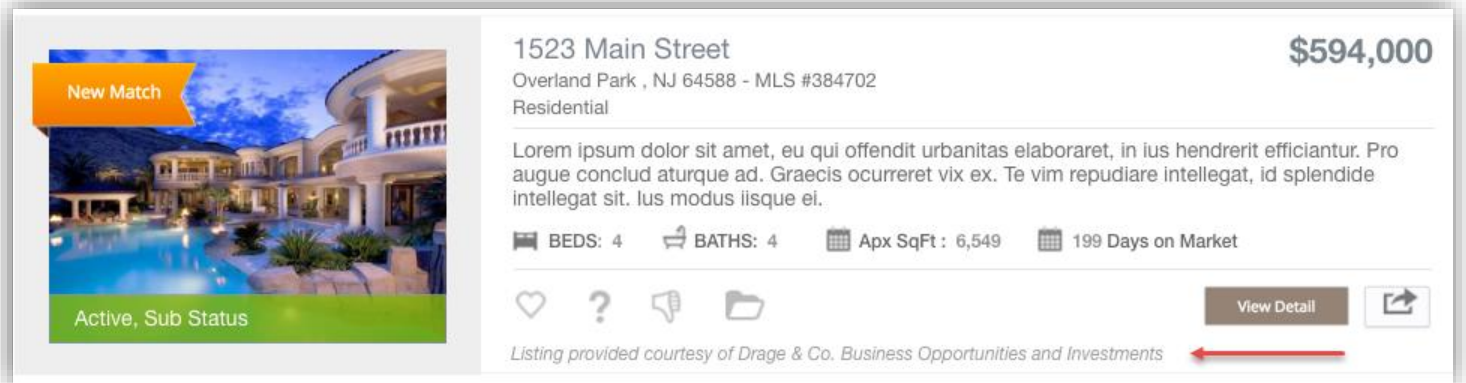
An enhancement was implemented that fulfills a requirement for those MLS customers that have to display the Listing Office Name in the Collaboration Center views. Listing Office is already enabled on the Client Collaboration Center Detail view, however this enhancement displays the 'Courtesy Of' footer on the Tile, Thumbnail, and Map views.

It displays the text "Listing provided courtesy of [listing office name]" at the bottom of all listing summary views in the footer.

Configuration Name: **COLLABCENTER_DISPLAY_COURTESY_OF_SUMMARYVIEWS**

Paragon v5.66 Customer Configuration Form

Configuration Form



1523 Main Street **\$594,000**

Overland Park , NJ 64588 - MLS #384702
Residential

Lorem ipsum dolor sit amet, eu qui offendit urbanitas elaboraret, in ius hendrerit efficiantur. Pro augue conclud aturque ad. Graecis occurreret vix ex. Te vim repudiare intellegat, id splendide intellegat sit. Ius modus iisque ei.

🏠 BEDS: 4
🛁 BATHS: 4
📏 Apx SqFt : 6,549
📅 199 Days on Market

❤️
?
👎
📁
View Detail

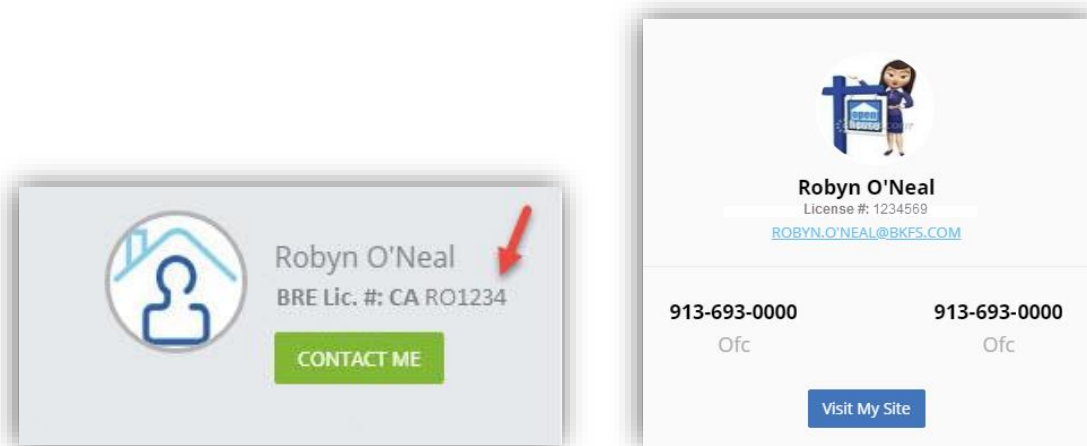
Listing provided courtesy of Drage & Co. Business Opportunities and Investments ←

Activate:

Collab Center: Display Agent License ID

In the Collaboration Center we now have the ability to display the License number where applicable. This is disabled by default and must be enabled by your SSM. When enabled it will display the license number wherever the agent information is displayed throughout the Collaboration Center site.

Configuration Name: **COLLABCENTER_LICENSE_ID_LABEL**



Activate:

Desired Label: _____

Paragon v5.66 Customer Configuration Form

Configuration Form

Advanced Listing Sharing: CollabLink and Facebook

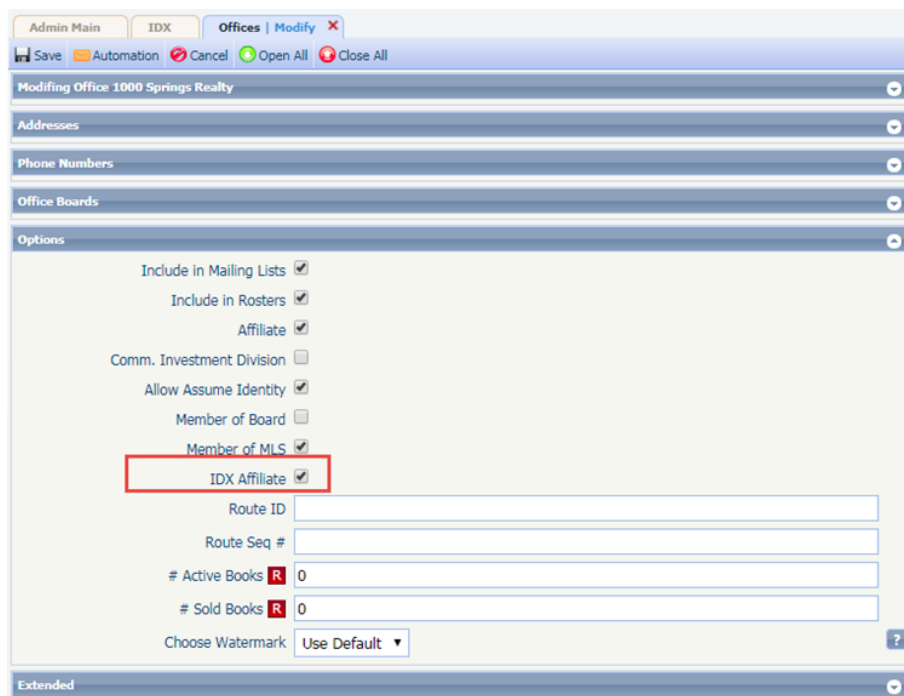
In order to accommodate the sharing of multiple Paragon listings, new functionality has been added. This functionality also allows the user to share listings using multiple platforms. Listings may be shared in the following ways:

- A short URL which can be used to share listings in SMS, MMS, or instant messenger applications.
- Multiple listings may be shared to Facebook leveraging the current functionality utilized in Paragon and Collaboration Center. If customers allow single listing sharing to Facebook currently that functionality will continue to work the same.

In order to facilitate the sharing of multiple listings the search results pages will be modified to include a new function ribbon option called **Share**. CollabLink Share may be added to Listing Input/Maintenance so that listing parties only may share individual listings via this method. These new sharing options will be disabled by default. The sharing methods may be implemented independently of one another. Several layers of security have been added to ensure that only listings eligible for sharing may be shared. All of the security is configurable and may be tailored to the specific needs of the MLS customer. The security protocol is as follows:

- The *primary* listing office of the listing to be shared must be an IDX Affiliate. The IDX Affiliate setting is found in the office record in Paragon.

Figure A: Listing Office IDX Affiliate field



The screenshot shows the 'Offices | Modify' configuration form for '1000 Springs Realty'. The 'Options' section contains several checkboxes: 'Include in Mailing Lists', 'Include in Rosters', 'Affiliate', 'Comm. Investment Division', 'Allow Assume Identity', 'Member of Board', 'Member of MLS', and 'IDX Affiliate'. The 'IDX Affiliate' checkbox is checked and highlighted with a red rectangular box. Below the checkboxes are input fields for 'Route ID', 'Route Seq #', '# Active Books', and '# Sold Books', along with a 'Choose Watermark' dropdown menu.

- The listing must be assigned a status and/or listing visibility type that is eligible for sharing. Customers will need to convey the eligible statuses and/or listing visibility types to their account manager so that they can be properly configured (**NOTE: this is *not* needed for customers that do not use listing visibility types**):

Include Statuses: _____
Include Listing Visibility Types: _____

Paragon v5.66 Customer Configuration Form

Configuration Form

NOTE: This configuration is.

- Optional eligibility requirement: Customers may have additional optional requirements that must be met for sharing eligibility. These could include items such as user security level, user type, office assignment, board affiliation, etc.

The short URL used for advanced sharing options point to the CollabLink landing page **only**. This *cannot* be configured to display other report types. Advanced sharing of listings is designed to be used with multiple device types, the sharing results must be presented in a format that is easily viewed on any device a recipient might have. In addition, the lifespan of the CollabLink URL will be the same as that of the current Publink (legacy) email hyperlinks.

Activate CollabLink Share:

Activate Sharing to Facebook:

Add Share option in the search results Functions Ribbon:

Add Share option to the Action icons in Listing Input/Maintenance:

The integration points use the same controls as others. Listings may be excluded from sharing by configuring multiple controls:

- Status
- Listing Visibility Type
- Security Level of an end user
- User Code of an end user
- Board Affiliation of an end user
- End User office assignment

Indicate what if anything should be excluded from sharing:

Exclude Statuses: _____

Exclude Listing Visibility Types: _____

Exclude Security Levels: _____

Exclude User Codes: _____

Exclude Board Affiliations: _____

Exclude Office Assignments: _____