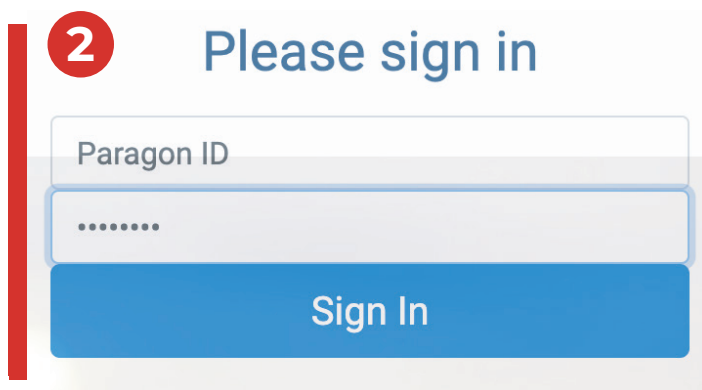
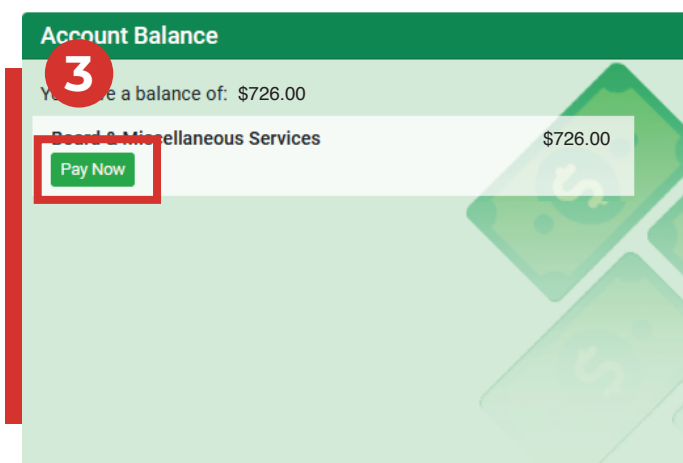




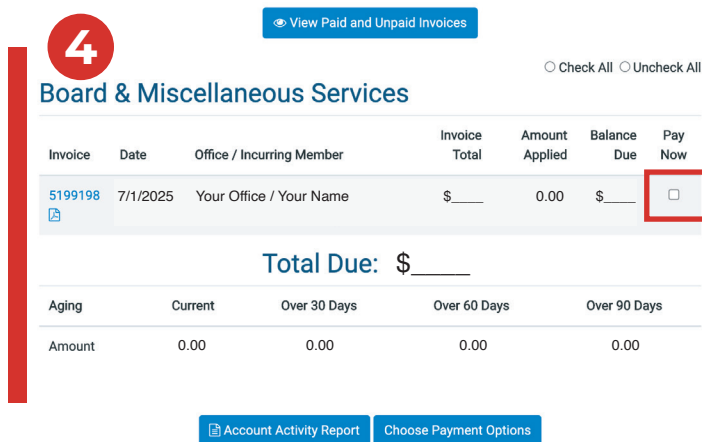
Go to www.omaharealtors.com/dues and click on the green "Pay Dues" button.



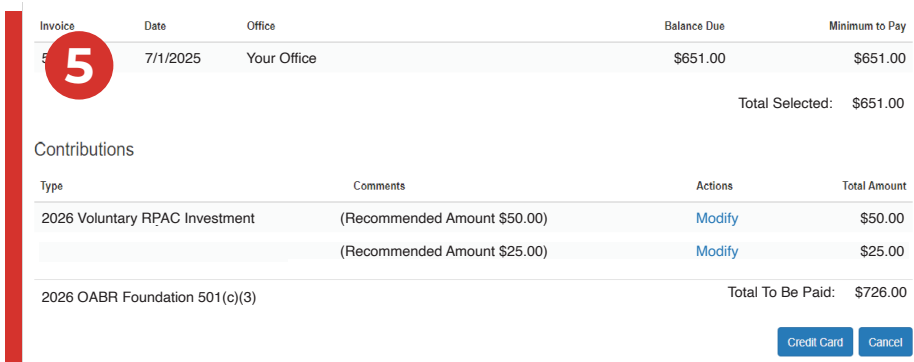
Sign in to IMS using your Paragon-MLS User ID and password. **Some members may need to click 'Forgot Your Password' and enter the assigned password.** (This will not impact your MLS login.)



Under Personal Services on the far left hand of your screen, click "Pay Now".



Mark the "Pay Now" checkbox on the right side of your screen and click the Choose Payment Options button, you may modify your voluntary payments in the next screen.



If desired, modify your voluntary payments. All amounts are appreciated! Continue with your credit/debit card information. Please confirm your address. A receipt will be automatically emailed to you for your records.

